

DATE	PROJECT	FIRM	TYPE
------	---------	------	------

FEATURES :

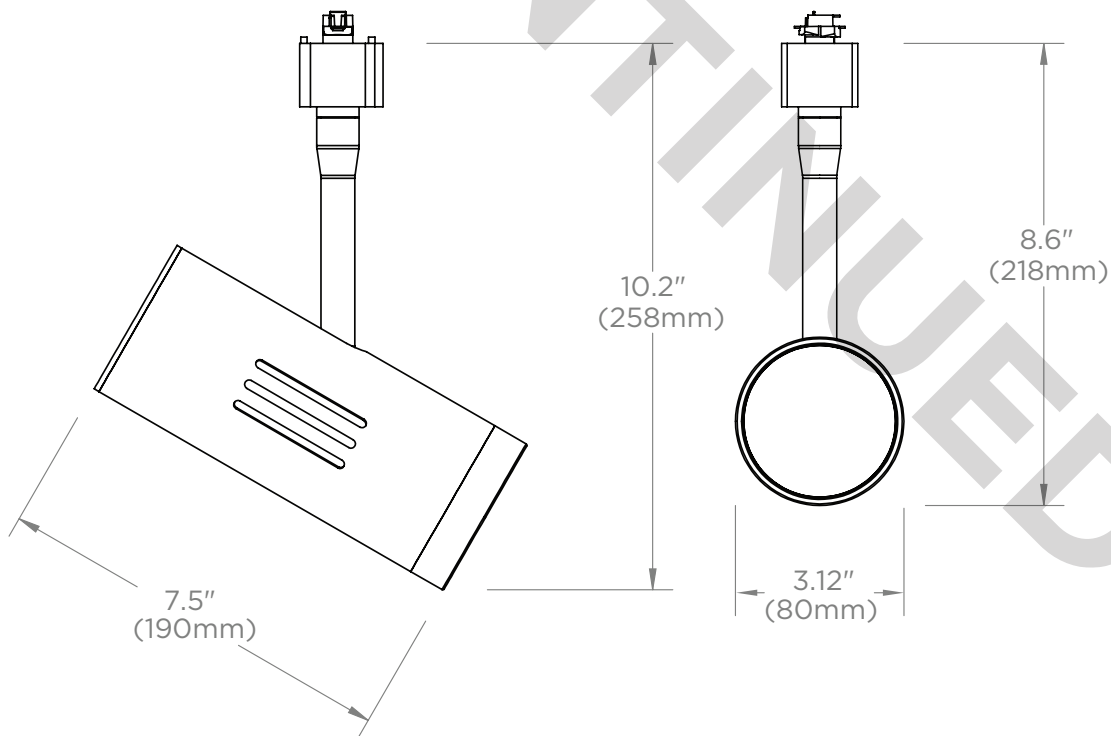
- MODULAR OPTICS IN 20, 30, 50, & 70 DEGREE BEAM ANGLES
- UP TO 2200 LUMENS DELIVERED AT 3000K/80CRI
- 80+ LUMENS PER SYSTEM WATT
- INTEGRATED LED DRIVER FOR CLEAN AESTHETICS
- AVAILABLE IN H AND TEK TRACK OPTIONS
- WORKS WITH ELV DIMMERS

OPTIONAL SNAP-IN DIFFUSION LENS

Interchangeable optics, no tools required



DATE	PROJECT	FIRM	TYPE															
COLOR TEMPERATURE	2700K* / 3000K* / 3500K* / 4000K**	*available in 93+ CRI **available in 90+ CRI																
MODULAR OPTICS	INTERCHANGEABLE OPTIC FOR 20° / 30° / 50° / 70° BEAM ANGLE OPTIONS																	
OUTPUT AT 3000K/80CRI	<table border="1"> <thead> <tr> <th>BEAM ANGLE</th> <th>CBCP</th> <th>DELIVERED LUMENS</th> </tr> </thead> <tbody> <tr> <td>20</td> <td>8364</td> <td>2209</td> </tr> <tr> <td>30</td> <td>4298</td> <td>2269</td> </tr> <tr> <td>50</td> <td>2857</td> <td>2249</td> </tr> <tr> <td>70</td> <td>1641</td> <td>2187</td> </tr> </tbody> </table>			BEAM ANGLE	CBCP	DELIVERED LUMENS	20	8364	2209	30	4298	2269	50	2857	2249	70	1641	2187
BEAM ANGLE	CBCP	DELIVERED LUMENS																
20	8364	2209																
30	4298	2269																
50	2857	2249																
70	1641	2187																
ELECTRICAL	SYSTEM WATTS	27.5W																
	INPUT VOLTAGE	120V Standard																
DIMMING	WORKS WITH ELV DIMMERS																	
ADJUSTABLE	360° HORIZONTAL COVERAGE, 85° OF VERTICAL AIMING																	
ACCESSORIES	OPTIONAL SNAP IN DIFFUSION #OPI-SOL-DF. FOR COLORED LENSES, SHAPING LENSES, & HONEYCOMB HEX LOUVER - ORDER ACCESSORY AND ADDITIONAL ACCESSORY HOLDER #ACC-SOL-HLR-73.																	
FINISH	WHITE OR BLACK POWDERCOAT																	
RATED LIFE	50,000 HOURS AT 70% LUMEN MAINTENANCE																	
TRACK SYSTEM	ECOSENSE LINE VOLTAGE H TRACK OR GLOBAL 2 CIRCUIT/2 NEUTRAL TEK TRACK																	
FIXTURE RATING & CERTIFICATIONS	ETL FOR USA AND CANADA FOR INDOOR USE ONLY																	
WARRANTY	5 YEARS																	




DATE	PROJECT	FIRM	TYPE
------	---------	------	------

ILLUMINANCE CONE DATA

80 CRI
2700K, 3000K, 3500K, 4000K


20° CBCP: 8364

Distance (feet)	FC*	Diameter (feet)
2	2091	0.7
4	523	1.3
6	232	2.0
8	131	2.7
10	84	3.3
12	58	4.0



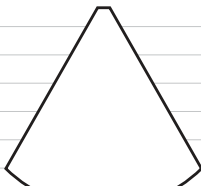
30° CBCP: 4298

Distance (feet)	FC*	Diameter (feet)
2	1075	1.1
4	269	2.1
6	119	3.2
8	67	4.3
10	43	5.3
12	30	6.4



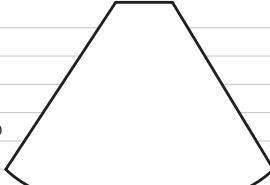
50° CBCP: 2857

Distance (feet)	FC*	Diameter (feet)
2	714	1.8
4	179	3.6
6	79	5.3
8	45	7.1
10	29	8.9
12	20	10.7



70° CBCP: 1641


Distance (feet)	FC*	Diameter (feet)
2	410	2.7
4	103	5.3
6	46	7.9
8	26	10.6
10	16	13.2
12	11	15.9



93+ CRI
2700K


20° CBCP: 6682

Distance (feet)	FC*	Diameter (feet)
2	5680	0.7
4	418	1.3
6	185	2.0
8	104	2.7
10	67	3.3
12	46	4.0




30° CBCP: 3434

Distance (feet)	FC*	Diameter (feet)
2	859	1.1
4	215	2.1
6	95	3.2
8	54	4.3
10	35	5.3
12	24	6.4



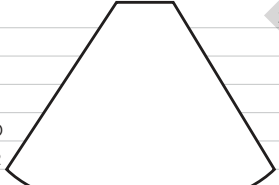
50° CBCP: 2282

Distance (feet)	FC*	Diameter (feet)
2	571	1.8
4	143	3.6
6	63	5.3
8	36	7.1
10	24	8.9
12	16	10.7



70° CBCP: 1311


Distance (feet)	FC*	Diameter (feet)
2	328	2.7
4	83	5.3
6	37	7.9
8	21	10.6
10	13	13.2
12	8	15.9



93+ CRI
3000K, 3500K, 4000K (90 CRI)


20° CBCP: 7109

Distance (feet)	FC*	Diameter (feet)
2	6043	0.7
4	445	1.3
6	197	2.0
8	111	2.7
10	71	3.3
12	49	4.0



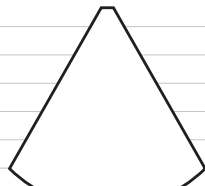
30° CBCP: 3653

Distance (feet)	FC*	Diameter (feet)
2	914	1.1
4	229	2.1
6	101	3.2
8	57	4.3
10	37	5.3
12	26	6.4




50° CBCP: 2428

Distance (feet)	FC*	Diameter (feet)
2	607	1.8
4	152	3.6
6	67	5.3
8	38	7.1
10	25	8.9
12	17	10.7



70° CBCP: 1395

Distance (feet)	FC*	Diameter (feet)
2	349	2.7
4	88	5.3
6	39	7.9
8	22	10.6
10	14	13.2
12	9	15.9



SOLANDRA ORDERING INFORMATION

MODEL #	TRACK	FINISH	BEAM ANGLE	CCT	CRI
SOL - HE - 20 -	HT - H-Track TK - Global 2C/2N 120V	WH - White BK - Black	20 - 20° 30 - 30° 50 - 50° 70 - 70°	27 - 2700K 30 - 3000K 35 - 3500K 40 - 4000K	80 - 80 CRI 93 - HIGH CRI* *93+ CRI for 2700K, 3000K, 3500K 90+ CRI for 4000K