

Features

Dimmable
Flicker-Free
In-line Connection
Long Life
Instant On
RoHS Compliant
Lead Free
Mercury Free
No UV

EcoSpec®

Linear HP INT Wall Wash MONO-COLOR

EcoSense® EcoSpec® Linear HP INT Wall Wash Mono-Color is an ultra-bright interior linear static color light fixture. Offering the same great optical performance as the white light fixture, these flicker-free dimmable with ELV dimmers fixtures offer an earth-friendly, mercury-free cove solution. Leveraging years of lighting experience, this robust aluminum-frame fixture features powerful energy efficient LEDs and precision constant-current circuits for long-life applications.

With smart power technology, EcoSpec® Linear HP INT Wall Wash Mono-Color connects directly to AC power; simplifying installation and minimizing costs. These long-life fixtures quickly pay for themselves in energy savings and maintenance costs.



Specifications

Color Temperature	Lumen Output (6° x 6°)
Red	360 lm/LF : 360 (1') / 1440 (4')
Green	635 lm/LF : 635 (1') / 2540 (4')
Blue	240 lm/LF : 240 (1') / 960 (4')
Amber	360 lm/LF : 360 (1') / 1440 (4')
Beam Angle	6° x 6° / 10° x 60° / 17° x 35° / 30° x 60° / 60° x 60°
Power Consumption (Max)	120VAC & 220VAC - 18.5W/LF @Green - 18.5W(1ft) / 74W(4ft) 120VAC & 220VAC - 17W/LF @Blue - 17W(1ft) / 68W(4ft) 120VAC & 220VAC - 12.5W/LF @Red & Amber - 12.5W(1ft) / 50W(4ft) 277VAC - 18W/LF @ Blue & Green - 18W (1ft) / 68W (4ft) 277VAC - 13W/LF @ Red & Amber - 13W (1ft) / 52W (4ft)
Efficacy (lm/W)	120VAC - 28.8 @ Red / 34.3 @ Green / 14.1 @ Blue / 22.8 @ Amber 220VAC - 28.8 @ Red / 34.3 @ Green / 14.1 @ Blue / 22.8 @ Amber 277VAC - 27.7 @ Red / 35.3 @ Green / 13.3 @ Blue / 27.7 @ Amber
Maximum Fixture Run Length	40' (15m) @ 120VAC / 90' (30m) @ 220VAC / 100' (35m) @ 277VAC
Operating Temperature	14°F to 104°F (-10°C to 40°C)
Operating Voltage	100-120VAC, 220-240VAC, 277VAC, 50-60Hz
Dimming	120VAC / 220VAC – ELV Type, Reverse Phase, Trailing Edge Dimming 277VAC – Non-Dim Only
Housing	Aluminum; Clear Polycarbonate Lens
Fixture Connectors	Integral male / female 3-pin connectors
Fixture Rating	CE Certified - IP40 UL Certified for Damp Locations
Warranty	5 Years
Weight	1.54 lbs / 0.7kg (1ft) 6.17 lbs / 2.8kg (4ft)
Dimensions	W 2.9" x H 2.5" x L 12"/48" (74.1mm x 62.5mm x 304/1,219mm)

Certifications



Restriction of Hazardous Substances Directive (RoHS) implements EU Directive 2002/95 which bans placing electrical and hazardous equipment that contains more than agreed levels of hazardous substances on the EU market. For a list of these substances visit www.rohs.gov.uk.

ECOSENSE®

EcoSense Lighting Inc.
80 Broad Street
5th Floor
New York, NY 10004

www.ecosenselighting.com

Phone 212-228-8118
Fax 212-228-9113
Toll Free 855.632.6736
855.6.ECOSEN

www.ecosenselighting.com

DATE:	TYPE:
PROJECT:	
FIRM :	

Ordering Information

Choose the option that best suits your needs and write its corresponding code on the appropriate line to form the product code.

10LC	-	-	-	-
MODEL	LENGTH	COLOR	VOLTAGE	OPTIC
10 LC	12 - 1'-0" 48 - 4'-0"	RD - RED GN - GREEN BL - BLUE AM - AMBER	120 - 100-120VAC 220 - 220-240VAC 277 - 277VAC**	6 - 6° x 6° 10 - 10° x 60° 17 - 17° x 35° 30 - 30° x 60° 60 - 60° x 60

Order accessories as separate catalogue numbers from the **Accessories** section below.

EXAMPLE: 10LC-12-RD-120-30

Accessories

Wiring

Leader Cable 10'-0" (UL)*	INT-A-CBL-120-10	Leader Cable 10'-0" (CE)*	INT-A-CBL-220-10
Jumper Cable 1'-0" (UL)	INT-A-JMP-120-1	Jumper Cable 1'-0" (CE)	INT-A-JMP-220-1
Jumper Cable 5'-0" (UL)	INT-A-JMP-120-5	Jumper Cable 5'-0" (CE)	INT-A-JMP-220-5
Jumper Cable 4" (UL)	INT-A-JMP-120-4	Jumper Cable 4" (CE)	INT-A-JMP-220-4

* One (1) terminator is included standard with each Leader Cable
 ** The 120VAC (UL) Accessory Cables are also rated for 277VAC use

Mounting

Adjustable Hinged Clips	10-A-MNT-ADJ
Flat Mounting Plate	10-A-MNT-FLAT (Included with each product length.)

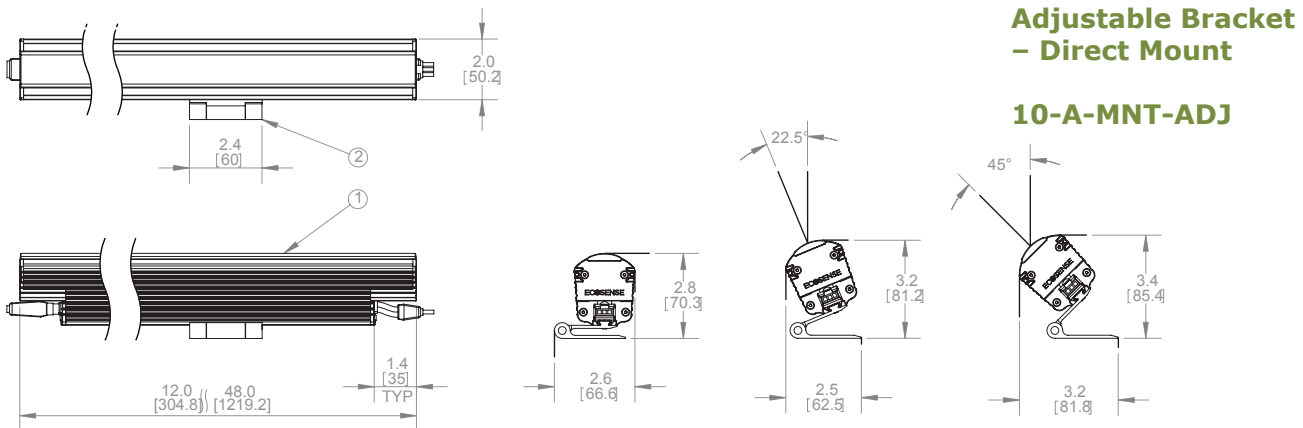
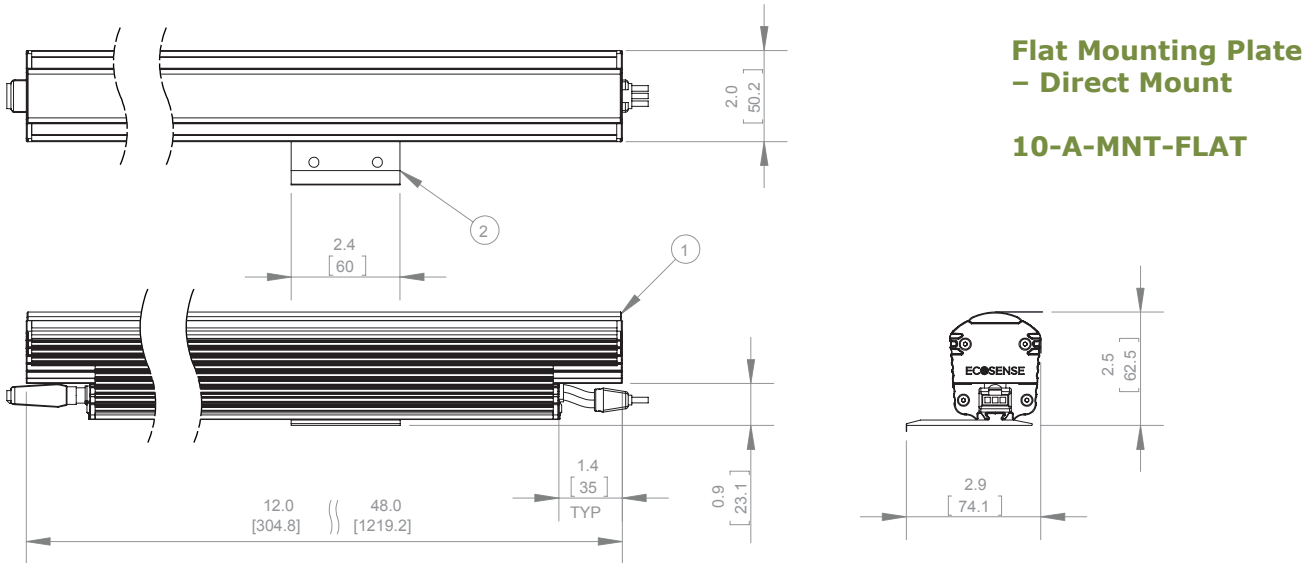
DATE:	TYPE:
PROJECT:	
FIRM :	

EcoSpec[®]

Linear HP INT Wall Wash MONO-COLOR

Dimension and Mounting

For complete dimensional submittal drawings and full scale CAD drawings, please visit ecosenselighting.com.



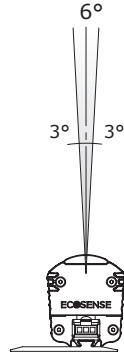
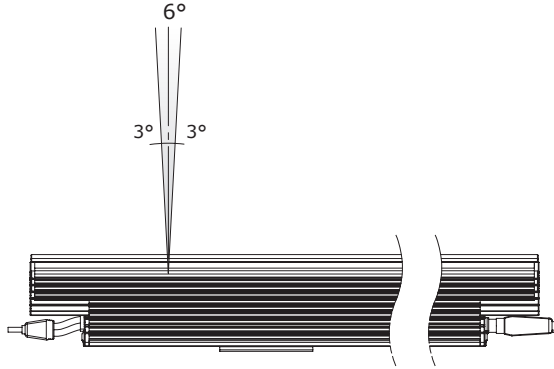
DIMENSION IN
INCHES / [MM]

DATE:	TYPE:
PROJECT:	
FIRM :	

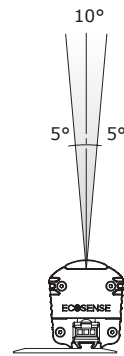
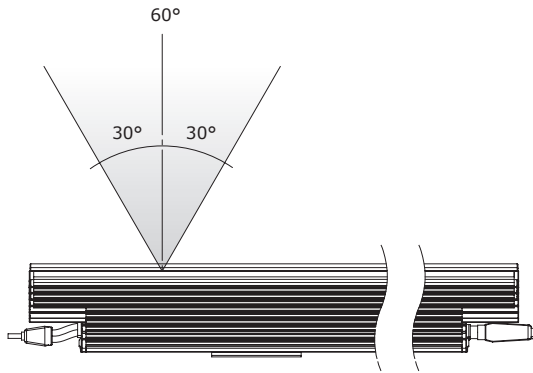
EcoSpec[®]

Linear HP INT Wall Wash MONO-COLOR

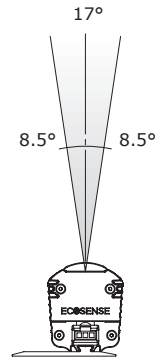
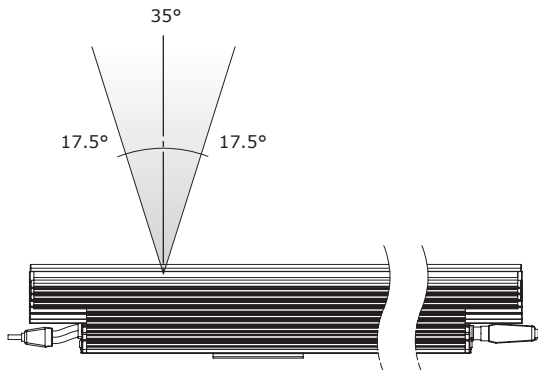
Fixture Distribution



10LC-XX-XX-XXX-6
6° x 6°



10LC-XX-XX-XXX-10
10° x 60°



10LC-XX-XX-XXX-17
17° x 35°

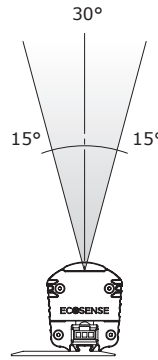
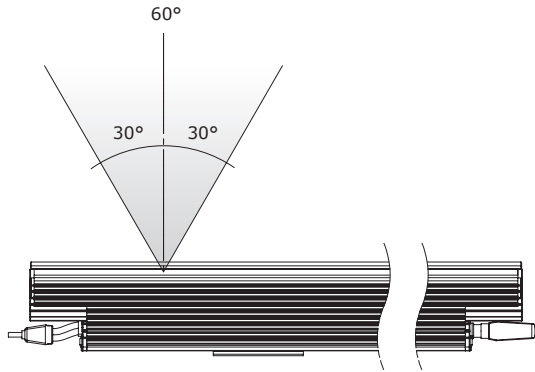
DATE:	_____
PROJECT:	_____
FIRM :	_____

TYPE:	_____
-------	-------

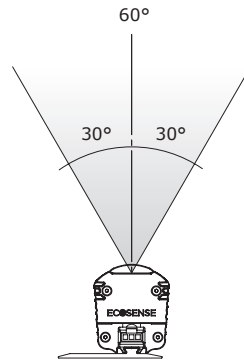
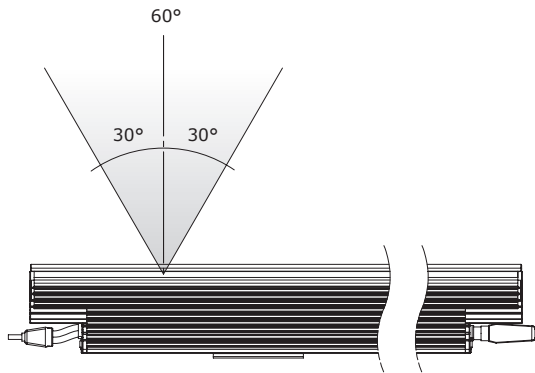
EcoSpec[®]

Linear HP INT Wall Wash MONO-COLOR

Fixture Distribution



10LC-XX-XX-XXX-30
30° x 60°



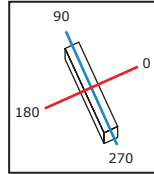
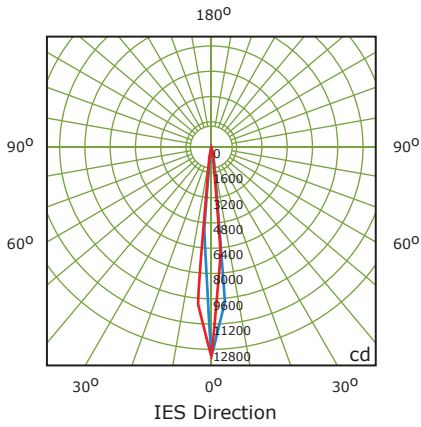
10LC-XX-XX-XXX-60
60° x 60°

EcoSpec®

Linear HP INT Wall Wash MONO-COLOR

Photometry Characteristics

Candela Distribution



Fixture: 10LC-12-RD-120-6