

Features

- Dimmable
- Flicker-Free
- In-line Connection
- Long Life
- Instant On
- RoHS Compliant
- Lead Free
- Mercury Free
- No UV

ECOSENSE™



EcoSense Lighting Inc.

159 Rivington Street
New York, NY 10002-2434

www.ecosenselighting.com

Phone 212-228-8118
Fax 212-228-9113
Toll Free 888.632.6736
888.6.ECOSEN



(V. 7-2010)

DATE:

TYPE:

PROJECT:

FIRM :

EcoSpec™

Linear HP EXT Wall Wash

EcoSense™ EcoSpec™ Linear HP EXT Wall Wash is an ultra-bright exterior linear white light fixture. Brighter than fluorescent tubes, these flicker-free dimmable fixtures offer an earth-friendly, mercury free cove solution.

Leveraging years of lighting experience, this robust aluminum frame fixture features powerful, energy efficient LEDs and precision constant current circuits for long-life applications.

With smart power technology, EcoSpec™ Linear HP EXT Wall Wash connects directly to AC power; simplifying installation and minimizing costs. These long-life fixtures quickly pay for themselves in energy savings and maintenance costs, providing substantial savings over the 50,000 hour life of the lamp.

Specifications

Lumen Output

Warm White	750 lm/LF : 1500 (2') / 2250 (3') / 3000 (4')
Neutral White	855 lm/LF : 1710 (2') / 2565 (3') / 3420 (4')

Color Temperature

Warm White	2700K
Warm White	3000K
Neutral White	4000K

Color Rendering Index

Warm White	80
Neutral White	80

Rated Life

50,000 hours

Beam Angle

6°x 6° / 10°x 60° / 17°x 35° / 30°x 60°

Power Consumption

17.5W/LF - 35W(2ft) / 52.5(3ft) / 70W(4ft)

Maximum Fixture Run Length

40' @ 120VAC / 90' @ 220VAC

Operating Temperature

14°F to 122°F (-10°C to 50°C)

Operating Voltage

100-120VAC, 220-240VAC, 50-60Hz

Housing

Aluminum; Clear Polycarbonate Diffuser

Rating

IP66

Weight

6 oz/175g (1ft)
1.5 lbs./0.7kg (4ft) approx.

Dimensions


W 1.96" x H 2.26" x L 24"/36"/48"
(50 mm x 57,38 mm x 609 mm/914 mm/1,219 mm)

Certifications (Pending)

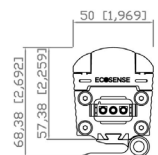
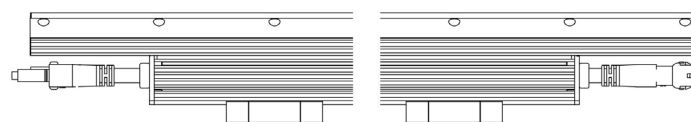


Restriction of Hazardous Substances Directive (RoHS) implements EU Directive 2002/95 which band placing electrical and hazardous equipment that contains more than agreed levels of hazardous substances on the EU market. For a list of these substances visit www.rohs.gov.uk.

Dimensions



609,6 / 914,4 / 1,219,2 [24"/36"/48"]



www.ecosenselighting.com

Linear HP EXT Wall Wash

DATE:	TYPE:
PROJECT:	
FIRM :	

Ordering Information

Choose the option that best suits your needs and write its corresponding code on the appropriate line to form the product code.

ES11-LC	-	-	-	-
MODEL	LENGTH	COLOR	VOLTAGE	OPTIC
ES11-LC	24 - 2'-0" 36 - 3'-0" 48 - 4'-0"	27 - 2700K 30 - 3000K 40 - 4000K	120 - 100-120VAC 220 - 220-240VAC	6 - 6° x 6° 10 - 10° x 60° 17 - 17° x 35° 30 - 30° x 60°

** Order mounting and wiring accessories as separate catalogue numbers available on the **EcoSense Accessory** cut sheet.

EXAMPLE: ES11-LC-24-30-120-6

Photometry Characteristics

Characteristics	
Total Rated Fixture Lumens	___
Total Luminaire Efficiency	___%
IES NEMA Type	___H x ___V
Total Input Watts	___
Horizontal Beam Angle (50%)	___
Vertical Beam Angle (50%)	___
Horizontal Field Angle (10%)	___
Vertical Field Angle (10%)	___

Luminance Data (cd/sq. m)			
Angle In Degrees	Average 0°	Average 45°	Average 90°
0	0	0	0
45	0	0	0
55	0	0	0
65	0	0	0
75	0	0	0
85	0	0	0

Photometrics by an independant lab in accordance with current IES published Procedures.

IES data is available at www.ecosenselighting.com

Candela Distribution

Coefficients of Utilization																		
RC	80				70				50				30				0	
	70	50	30	10	70	50	30	10	50	30	10	50	30	10	50	30	10	0
RW	0	0	0	0	0	0	0	0	0	0	0	0	0	0	0	0	0	0
0	0	0	0	0	0	0	0	0	0	0	0	0	0	0	0	0	0	0
1	0	0	0	0	0	0	0	0	0	0	0	0	0	0	0	0	0	0
2	0	0	0	0	0	0	0	0	0	0	0	0	0	0	0	0	0	0
3	0	0	0	0	0	0	0	0	0	0	0	0	0	0	0	0	0	0
4	0	0	0	0	0	0	0	0	0	0	0	0	0	0	0	0	0	0
5	0	0	0	0	0	0	0	0	0	0	0	0	0	0	0	0	0	0
6	0	0	0	0	0	0	0	0	0	0	0	0	0	0	0	0	0	0
7	0	0	0	0	0	0	0	0	0	0	0	0	0	0	0	0	0	0
8	0	0	0	0	0	0	0	0	0	0	0	0	0	0	0	0	0	0
9	0	0	0	0	0	0	0	0	0	0	0	0	0	0	0	0	0	0
10	0	0	0	0	0	0	0	0	0	0	0	0	0	0	0	0	0	0

Accessories

Also found on the EcoSense Wiring and Mounting Accessory cut sheet.

Leader Cable 10'-0" (UL)	ES04-A-CBL-UL-10	Leader Cable 10'-0" (CE)	ES04-A-CBL-CE-10
Jumper Cable 1'-0" (UL)	ES04-A-JMP-UL-1	Jumper Cable 1'-0" (CE)	ES04-A-JMP-CE-1
Jumper Cable 5'-0" (UL)	ES04-A-JMP-UL-5	Jumper Cable 5'-0" (CE)	ES04-A-JMP-CE-5